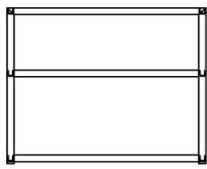
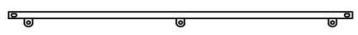








MODEL SYMPHONY A

PARTS LIST

1. - 2 Pcs. 	2. - 4 Pcs. 	4. - 2 Pcs. 
	3. - 2 Pcs. 	

FITTINGS

A. -12Pcs. 	B. -1Pc. 	C. -12Pcs. 	D. -12Pcs. 
---	---	--	---

